

MONGOLIA

2019 ANNUAL RESEARCH: KEY HIGHLIGHTS¹

GLOBAL DATA 2018



10.4%

Total GDP contribution



319 MN

Jobs globally (1 in 10 jobs)

While the global economy grew by 3.2%, **Travel & Tourism** grew significantly more at **3.9%**

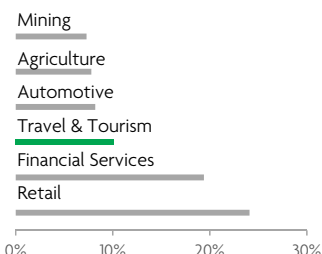
3.2%

3.9%

1 in 5 new jobs were created by Travel & Tourism over the last five years



Global GDP impact by sector (2016 data). Share of total economy GDP



MONGOLIA 2018 KEY DATA



CONTRIBUTION OF TRAVEL & TOURISM TO GDP

11.8% OF TOTAL ECONOMY

Total T&T GDP = MNT3,774.9BN (USD1,538.2MN)

+7.3%

2018 Travel & Tourism GDP growth



CONTRIBUTION OF TRAVEL & TOURISM TO EMPLOYMENT

133.8 JOBS (000's)

(11.0% of total employment)

150.1 JOBS (000's)

Expected in 2019



INTERNATIONAL VISITOR IMPACT

MNT1,296.8 BN

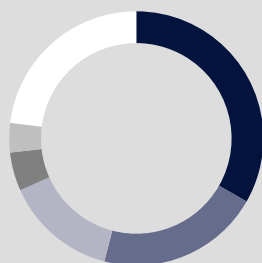
USD528.4MN in visitor spend (6.8% of total exports)

570.0 (000's)

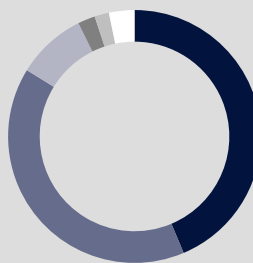
Expected international arrivals for 2019

INBOUND ARRIVALS

OUTBOUND DEPARTURES




- 1. CHINA 33%
- 2. RUSSIAN FEDERATION 21%
- 3. SOUTH KOREA 14%
- 4. JAPAN 5%
- 5. UNITED STATES 4%
- REST OF WORLD 23%



- 1. RUSSIAN FEDERATION 44%
- 2. CHINA 40%
- 3. SOUTH KOREA 9%
- 4. JAPAN 2%
- 5. KAZAKHSTAN 2%
- REST OF WORLD 3%

Note: Data are average shares over the 2015-2017 period
Source: Oxford Economics, national sources and UNWTO

SECTOR CHARACTERISTICS (2018)



¹All values are in constant 2018 prices & exchange rates
All forecasts WTTC and Oxford Economics